A Sysmex Group Company

ogt.com

SureSeq

Myeloid MRD Plus NGS Panel

The ultra-sensitive SureSeq Myeloid MRD Plus NGS Panel leverages OGT's expertise in hybrid capture to provide a user-friendly NGS workflow for the detection of ultra-low frequency measurable residual disease (MRD)-associated biomarkers in acute myeloid leukaemia (AML)

Why choose SureSeq?

Interrogate 16 key AML-associated genes including longer, ultra-low frequency *FLT3*-ITDs over 300bp long, for the clearest picture of MRD status

Confidently detect ultra-low frequency variants as low as 0.01% VAF, including for key targets like *NPM1*

User-friendly workflow backed by expert support to maximise the efficiency of your MRD solution

Easily dive into data analysis with our complimentary NGS analysis software, providing an out of the box bioinformatic pipeline

Myeloid MRD Plus NGS Panel

Understanding the full AML MRD profile of your sample is becoming ever more important and with multigene next-generation sequencing (NGS) you can capture the broader genomic heterogeneity present in AML samples and encompass a range of AML subtypes in one streamlined assay. These insights strengthen your ability to analyse and understand disease features such as earlier identification of relapse and therapeutic response.

The SureSeq™ Myeloid MRD Plus NGS Panel gene content has been driven by recommendations from leading cancer experts to incorporate a key range of AML-associated biomarkers, allowing for the rapid generation of extensive genomic profiles.

Key Features

Discover more variants with ultra-low detection as low as 0.01% VAF

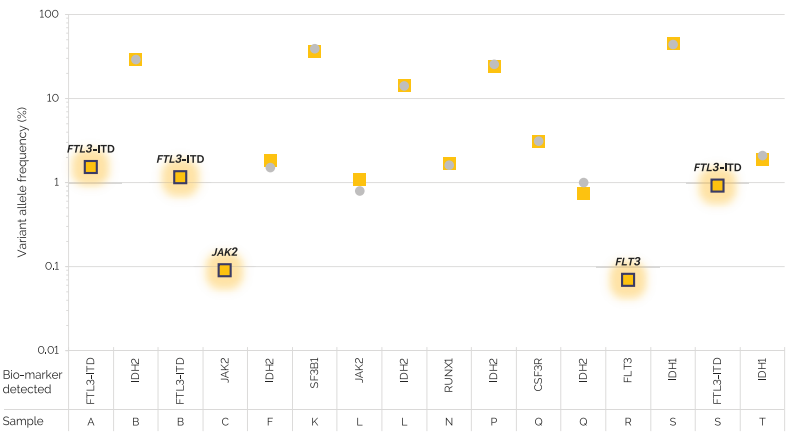

In a cohort of 16 AML clinical research samples with detected variants, OGT's SureSeq Myeloid MRD Panel (yellow):

- Displayed 100% concordance with known variants from a comparator panel (grey)
- Identified 5 previously undetected clinically-relevant variants

Comparator Panel
SureSeq Myeloid MRD Panel
Variants detected by the SureSeq Myeloid MRD Panel but not by Comparator Panel

Interrogate challenging biomarkers, including large *FLT3*-ITDs

By leveraging our expertise in hybrid capture technology and sequence identification analysis, the SureSeq Myeloid MRD Plus NGS Panel can detect large *FLT3*-ITDs, in excess of 300bp, so you don't miss actionable insights.

Variant	Expected frequency: 0.05%		Negative control	
HGVSc	Read depth	Observed VAF (%)	Read depth	Observed VAF (%)
FLT3 ITD-300	22,146	0.05	21,686	0

Gene	HGVSc	Length (base)	Read depth	Observed VAF (%)
FLT3	*FLT3*:n.1873_1998dup	216	22,146	0.08
	FLT3:n.1946_1947ins (183bp)	183	26,238	0.04
	FLT3:n.1664-77_1664-15dup	63	20,543	0.05

Data generated using the SureSeq Myeloid MRD NGS Panel in combination with the OGT's Universal NGS Workflow Solution V2 and OGT's Interpret NGS Analysis Software highlights the detection of a 300 bp *FLT3*-ITD as well as 3 examples of *FLT3*-ITD detection in orthogonally validated research samples.

Gene Targets

CALR Exon 9	**CEBPA** Exon 1	**CSF3R** Exons 13-17	**FLT3** Exons 13-15, 20
IDH1 Exon 4	**IDH2** Exons 4-5	**JAK2** Exons 12, 14	**KIT** Exons 2, 8-11, 13, 17
KRAS Exons 2-3	**MPL** Exon 10	**NPM1** Exon 11	**NRAS** Exons 2-3
RUNX1 Exons 4-8	**SF3B1** Exons 13-16	**TP53** Exons 2-11	**WT1** Exons 7, 9

On-site or Cloud-based* Interpret NGS analysis software

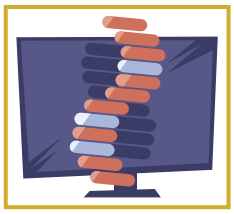

Easy data interpretation and visualisation so you have complete confidence in results.

Included as standard with all SureSeq panels, **Interpret NGS Analysis Software** is OGT's powerful and easy-to-use data analysis solution, offering you extensive customisation options to deliver comprehensive identification of a wide range of aberrations.

With **Cloud-based Interpret**, OGT's expert support team handles installation, updates and troubleshooting so your workflows avoid technical delays and maintain optimal efficiency.

And you don't need to worry about performance limitations or hardware upgrades - with scalable cloud resources that can be adapted to your workload, we've got you covered.

User-friendly workflow for increased efficiency

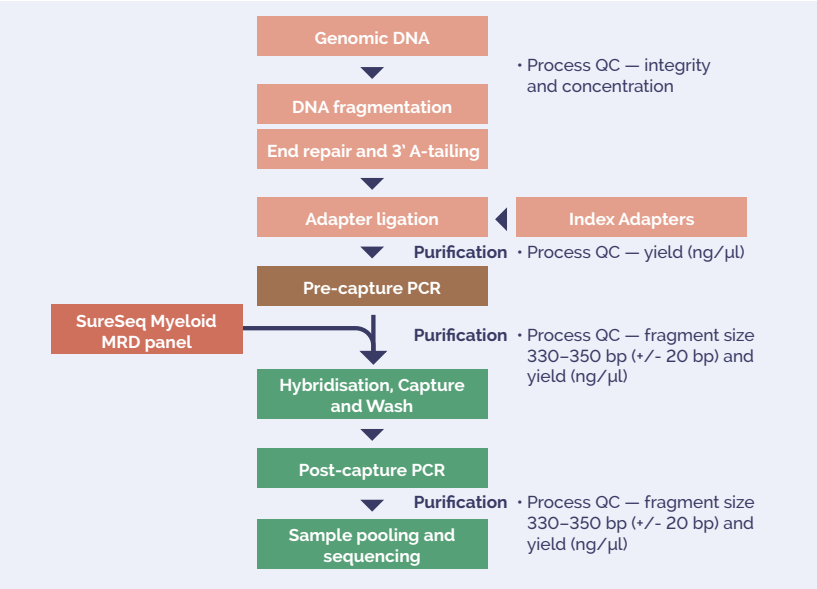

Total Hands-on time: 3hr 40 mins

- **Streamlined, all-liquid NGS preparation kit**
- **UMI–enabled detection of low frequency variants**
- **Pre-capture pooling to improve sample throughput and reduce hands-on time**
- **Automation compatible**
- **Customisable bioinformatics analysis software updated for MRD applications**

Easily visualise changes in longitudinal MRD sample studies

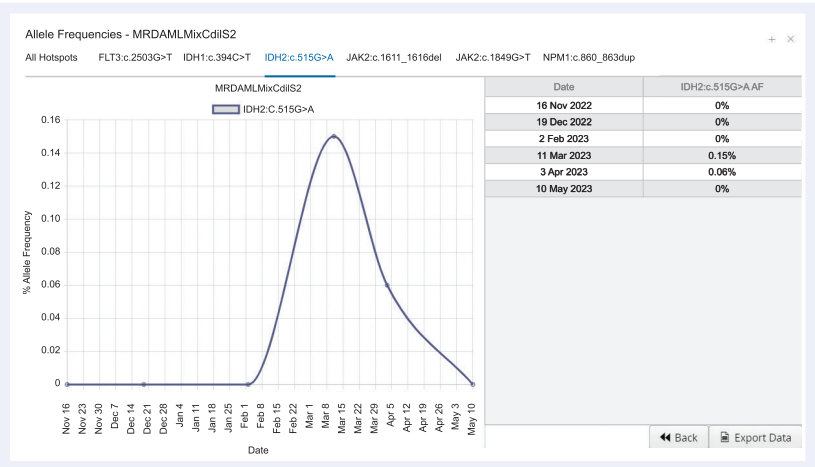

- Monitor changing MRD dynamics over time from same subject
- Reporting tool enables visualisation of changing MRD dynamics over time - including SNVs, indels and ITDs
- Customised reports including QC metrics of the sample and the variants identified
- Simultaneously track multiple mutations over time, including new variants that emerge post-treatment

Unlock a complete sample to report NGS workflow

With SureSeq and QIAGEN Clinical Insight (QCI®) Interpret

OGT's partnership with **QIAGEN Digital Insights** allows our customers to package their SureSeq™ NGS panels and workflows with **QIAGEN QCI Interpret** tertiary analysis software. Now you can create an end-to-end NGS workflow with access to the world's largest knowledge base increasing confidence in variant classification.

With this tertiary analysis solution, you can:

- Confidently interpret NGS variants with access to over 500,000+ variant molecular function summaries for informed decision making
- Accelerate test turnaround time with dynamically computed disease-specific variant classifications with immediate access to interpretive comments and automatable workflows to help you scale for higher test volumes

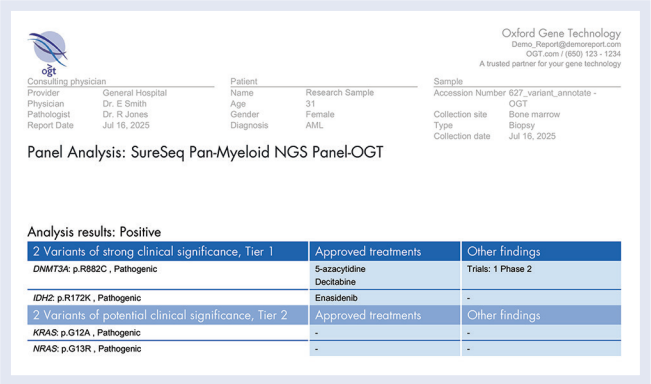

Oxford Gene Technology
Demo_Report@demoreport.com
OGT.com / (650) 123 - 1234
A trusted partner for your gene technology

Consulting physician		Patient		Sample	
Provider	General Hospital	Name	Research Sample	Accession Number	627_variant_annotate -
Physician	Dr. E Smith	Age	31		OGT
Pathologist	Dr. R Jones	Gender	Female	Collection site	Bone marrow
Report Date	Jul 16, 2025	Diagnosis	AML	Type	Biopsy
				Collection date	Jul 16, 2025

Panel Analysis: SureSeq Pan-Myeloid NGS Panel-OGT

Analysis results: Positive

2 Variants of strong clinical significance, Tier 1	Approved treatments	Other findings
DNMT3A: p.R882C , Pathogenic	5-azacytidine Decitabine	Trials: 1 Phase 2
IDH2: p.R172K , Pathogenic	Enasidenib	-
2 Variants of potential clinical significance, Tier 2	**Approved treatments**	**Other findings**
KRAS: p.G12A , Pathogenic	-	-
NRAS: p.G13R , Pathogenic	-	-

- Generate sample-specific reports in minutes with rapidly generated easy-to-understand, customisable reports for oncologists with information such as variant therapeutic, prognostic and diagnostic relevance

SureSeq Myeloid MRD Plus NGS Panel: Technical information

Feature	Specification
Number of targets	53 hotspot exons from 16 genes
Panel size	12.4 kb
Mean target coverage	Up to 20,000x
Known variant detection limit	Down to 0.01%
DNA input recommended	400 ng

Samples per run	
NextSeq 500 High Output	16
NextSeq 2000 P3	48
NextSeq 2000 P4	72
NovaSeq® SP	32
NovaSeq S1	64

Ordering information

UK +44 (0) 1865 856800 | US +1 914 467 5285 | contact@ogt.com | ogt.com

Product	Contents	Cat. No.
SureSeq Myeloid MRD Plus Complete NGS Workflow Solution V2 (48)	Enrichment baits sufficient for 12 x 8-samples pools (48 samples total, each sample run in duplicate). Bundle of 1 x Universal Library Preparation Kit (96) containing PCR primers and enzymes. 1 x Universal Hybridisation & Wash Kit V2 (96). 1 x Pre-PCR Universal Bead Kit (96). 1 x Post-PCR Universal Bead Kit (96). 1 x Universal Index Adapter Kit (96). Interpret NGS Analysis Software	780145-48
SureSeq Myeloid MRD Plus NGS Panel (48)	Enrichment baits sufficient for 12 x 8-samples pools (48 samples total, each sample run in duplicate). Interpret NGS Analysis Software	770045-48
Universal NGS Workflow Solution V2 (96)	Bundle of 1 x Universal Library Preparation Kit (96) containing PCR primers and enzymes, 1 x Universal Hybridisation & Wash Kit V2 (96). 1 x Pre-PCR Universal Bead Kit (96). 1 x Post-PCR Universal Bead Kit (96). 1 x Universal Index Adapter Kit (96)	770510-96

Oxford Gene Technology Ltd., Unit 5, Oxford Technology Park, 4A Technology Drive, Kidlington, Oxfordshire, OX5 1GN, UK

SureSeq: For Research Use Only; Not for Diagnostic Procedures. This document and its contents are © Oxford Gene Technology IP Limited – 2026. All rights reserved. OGT™ and SureSeq™ are trademarks of Oxford Gene Technology IP Limited. NextSeq and NovaSeq are trademarks of Illumina, Inc.