

myProbes Passport (RUO Probes)

MPH17010	Del (5q) Plus Probe <i>For Research Use Only</i>
-----------------	--

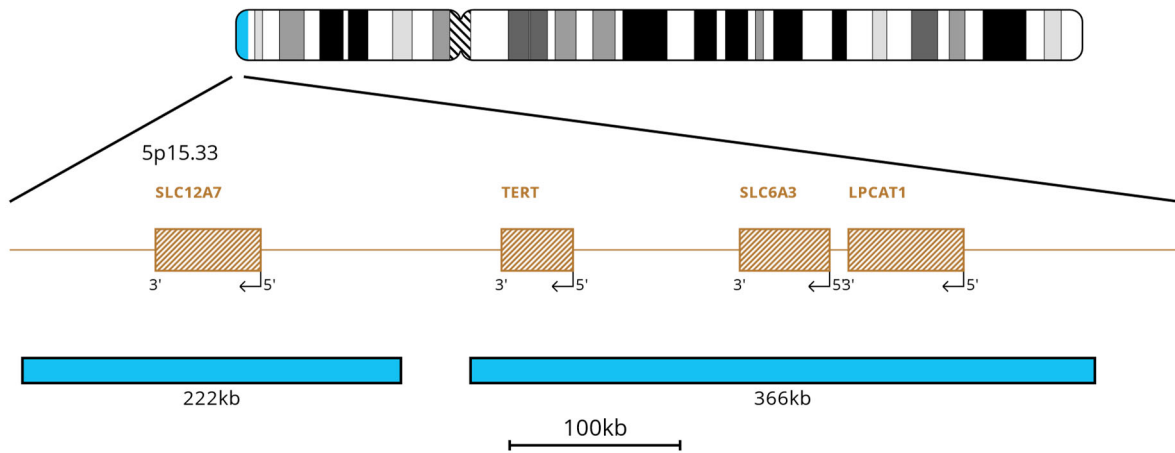
Nucleotide Locations (If requesting more than one probe please specify individual probe colours)

	Chromosome Locus	Start	End	Colour
1	5q32	149398276	149545253	Red
2	5q32	149547768	149702254	Red
3	5q32-q33.1	149715541	149904443	Red
4	5q31.2	137515359	137705209	Green
5	5q31.2	137707206	137891481	Green
6	5p15.33	972508	1194692	Aqua
7	5p15.33	1235118	1468519	Aqua
8	5p15.33	1457368	1601079	Aqua

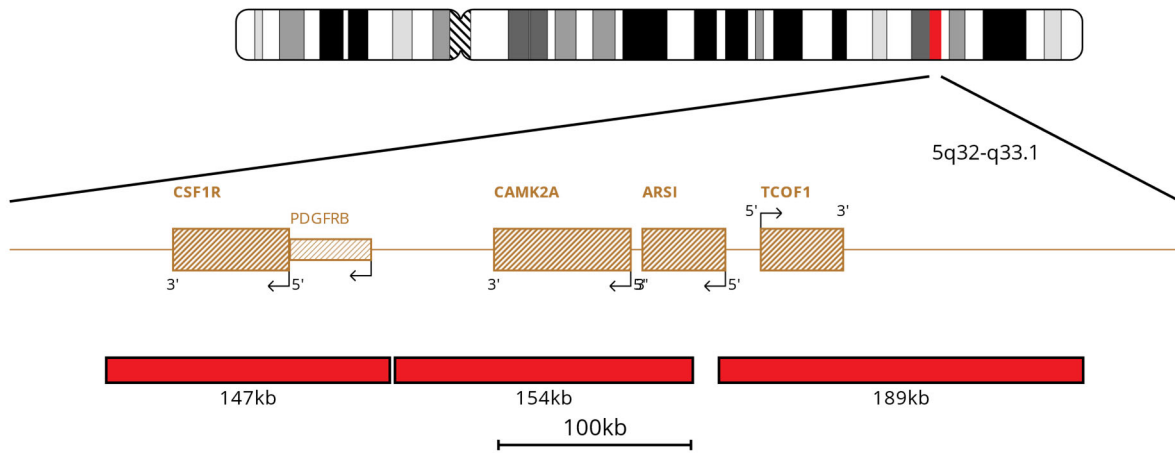
Database Used and Version

GRCh37 (hg19)

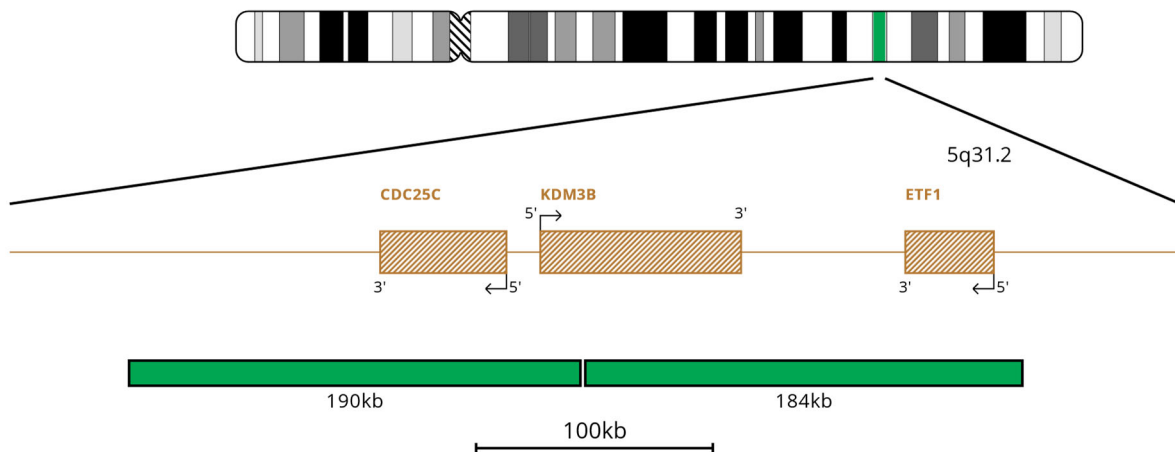
Probe Map



MPH17010 - 3 v001



MPH17010 - 2 v001



MPH17010 v001

Materials Provided

1. **Probe:** 100 µl per vial
The probe is provided pre-mixed in hybridisation solution (Formamide; Dextran Sulphate; SSC) and is ready to use. It is directly labelled with a green fluorophore, which lies in the FITC Spectrum, a aqua fluorophore, which lies in the Aqua Spectrum and a red fluorophore, which lies in the Texas Red Spectrum. The probe has been batch released after QC testing on Bone Marrow Sample.
2. **Counterstain:** 150 µl per vial. The counterstain is DAPI antifade (ES: 0.125µg/ml DAPI (4,6-diamidino-2-phenylindole)).

Warnings and Precautions

1. For research use only. Not for use in diagnostic procedures.
2. For laboratory professional use only.
3. Probe mixtures contain formamide, which is a teratogen; do not breathe fumes or allow skin contact. Handle with care; wear gloves and a lab coat.
4. DAPI is a potential carcinogen. Handle with care; wear gloves and a lab coat.
5. Follow local disposal regulations for your location along with recommendations in the Safety Data Sheet to determine the safe disposal of this product. This also applies to damaged test kit contents.
6. Dispose of all used reagents and any other contaminated disposable materials following procedures for infectious or potentially infectious waste. It is the responsibility of each laboratory to handle solid and liquid waste according to their nature and degree of hazardousness and to treat and dispose of them (or have them treated and disposed of) in accordance with any applicable regulations.
7. Operators must be capable of distinguishing the colours red, blue, and green.
8. The probe should not be diluted or mixed with other probes.
9. All products should be validated before use.
10. Internal controls should be carried out by using unaffected cell populations in testing samples.
11. Custom probes are specifically developed for individual customers' RESEARCH USE ONLY (RUO) requirements and not with the intention of being used for in vitro diagnostic examination. Therefore, prior to any use of these probes, users should review the design of such probes to confirm they are suitable for their requirements.

Storage and Handling

1. Store the probe between -25°C to -15°C.
2. Based on the stability established for other substantially equivalent CytoCell probes, this myProbes product should be stable for 2 years post manufacture date when stored as indicated on the label.
3. Store the probe and counterstain vials in the dark. Ensure that exposure of the probe and counterstain to laboratory lights is limited at all times.

Known Cross-Reactivity

No cross hybridisation observed at QC release on the sample type specified.

Customer Support

Please contact the CytoCell Technical Support Department or email probes@cytoCELL.com.



A Sysmex Group Company

Patents and Trademarks

myProbes and CytoCell are registered trademarks of CytoCell Ltd.

For Research Use Only. Not for use in diagnostic procedures.

This product contains technology licensed from Life Technologies Corporation that is available for human diagnostics or life science research use only.

CytoCell Ltd.

Oxford Gene Technology
418 Cambridge Science Park,
Milton Road,
Cambridge, CB4 0PZ, UK
T: +44(0)1223 294048
F: +44(0)1223 294986
E: probes@cytoCell.com
W: www.ogt.com

